

ZEPTOCORE DIY KIT

YOU CAN
DO IT!



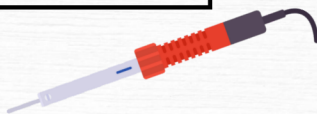
BY
INFINITE
DIGITS

LET'S BUILD THIS:



WHAT YOU'LL NEED:

SOLDERING IRON



SOLDER WIRE



ELECTRICAL TAPE




WIRE CUTTER




OPTIONAL: GORILLA EPOXY




WIRE STRIPPERS



UNWRAP THE ZEPTOCORE BOARD.



USE WIRE CUTTERS TO
REMOVE THE EDGES.



CUT TWO PIECES
OF ELECTRICAL
TAPE TO ABOUT
6 MM X 11 MM.

TAPE WILL
PREVENT SHORT
CIRCUITS



PLACE A PIECE OF
TAPE ON TOP OF
EACH OF THE
HEADPHONE JACKS.

